

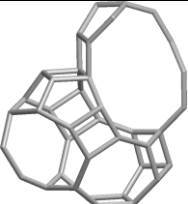





HEI $C 2/c$	$[4^6]+[4.5^2.8^2]+[4^7.5^6.7^2.8^2.12^2]$	12 25 18 3
--------------------	--	-------------------

TILES

Face symbol:	$[4^6]$	$[4.5^2.8^2]$	$[4^7.5^6.7^2.8^2.12^2]$			
						
V, E, F:	(8, 12, 6)	(12, 15, 5)	(39, 56, 19)			
Symmetry:	1	1	1			
Wyckoff:	8 <i>f</i>	8 <i>f</i>	8 <i>f</i>			
Label:	t-cub 	t-kdk 	t-hei-1 			

TILING

